


MAKE YOUR OWN WINDMILL


Wheat is sent to the mill. At the mill, the wheat grains are made into flour using special machines. Today, mills look like this.



MAKE YOUR OWN WINDMILL

In the past, windmills were used to grind the grains into flour. Wind turns the sails of the windmill round.

Decorate the picture of the windmill. Here are some ideas to help you.




- Cover the windmill with glue and stick on some paper, e.g. coloured, matt, shiny.



- Stick or draw on some windows, and add fabric for curtains.



- Stick or draw on a door.



- Cover the sails with glue and sprinkle glitter or different types of cereal onto the glue.

MAKE YOUR OWN WINDMILL

